

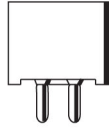
### Base Types (Not Actual Sizes)



PG22-6.35  
DIN: 4975 I  
iec: 7004-48



RX7s  
DIN: 49750  
IEC: 7004-92  
ANSI: Recessed  
single contact base  
C81.61-1990  
sheet I-770-1



G5.3  
IEC: 7004-73-2  
ANSI: Miniature  
2-pin  
C81.61-1990  
sheet I-20-1



BA 15s  
DIN: 49720  
IEC: 7004-11A  
ANSI: Single contact  
candelabra  
bayonet base  
C81.61-1990  
sheet I-20-1



BA15d  
DIN: 49720  
IEC: 7004-11A  
ANSI: Candelabra  
bayonet base  
double contact  
C81.61-1990  
sheet I-20-1



GX17q  
GX17q  
G17q  
DIN: 49665  
IEC: 7004-45  
ANSI: Four-pin  
prefocus base  
C81.61-1990  
sheet I-440-1



B15d  
DIN: 4972 I  
IEC: 7004-11



B22d/22  
IEC: 7004-10



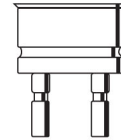
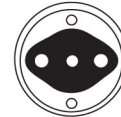

G3.9  
ANSI:  
C81.61-1990  
sheet I-300-1



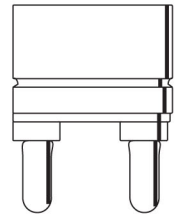
G4  
IEC: 7004-72



GX5.3  
(Round pin)  
IEC: 7004-73  
ANSI:  
C61.61-1990  
sheet I-321-1



G22  
IEC: 7004-75  
ANSI: Medium  
bipost  
C81.61-1990  
sheet I-466-1



G38  
IEC: 7004-76  
ANSI: Mogul  
bipost  
C81.61-1990  
sheet I-519-1



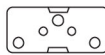
G6.35  
GX6.35  
GY6.35  
IEC: 7004-59  
ANSI: C81.61-1990  
sheet I-340-1



GZ6.35  
DIN: 49754  
IEC: 7004-59A



GZ4  
IEC: 7004-67



GX9.5  
DIN: 49638  
IEC: 7004-70A



GY9.5  
IEC: 7004-70B  
ANSI: C81.61-1990  
sheet I-369-1

### Bulb Shapes (Not Actual Sizes)

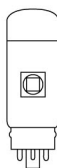


Fig. 1



Fig. 2



Fig. 3



Fig. 4

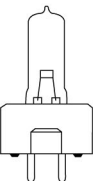


Fig. 5



Fig. 6

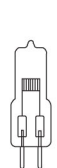


Fig. 7



Fig. 8



Fig. 9

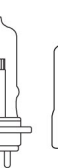


Fig. 10



Fig. 11

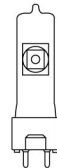


Fig. 12



Fig. 13



Fig. 14



Fig. 15

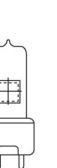


Fig. 16



Fig. 17

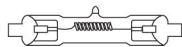


Fig. 18



Fig. 19



Fig. 20

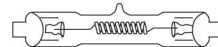


Fig. 21



Fig. 22



Fig. 23



Fig. 24



Fig. 25



Fig. 26



Fig. 27

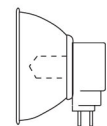


Fig. 28